



# TIMBER FRAME PAVILIONS

[www.northwoodscabinco.com](http://www.northwoodscabinco.com)

12321 Kinsman Rd. Newbury, OH 44065

(440)-666-6229

# - OUR COMPANY -



Northwoods Cabin Company was born from a passion for the great outdoors and a rich background in woodworking and construction. Keith Lynce launched the company in 2019 after realizing he could use his decades of experience as an arborist and carpenter to help people forge a stronger connection with nature. His wife and business partner, Danialle, left behind a long career in the corporate world to share in her husband's vision. This shared passion and appreciation for the natural world translates to a level of craftsmanship, care and integrity rarely found in the world today. As a family-owned and -operated business, we take pride in supporting our local community and giving our customers a special place to make memories with the ones they love.

Whether you're looking for a private escape in your own backyard under one of our Timber Frame Pavilions or you want to make the most out of your property with your very own Recreational Log Cabin, you'll find what you're looking for at Northwoods Cabin Co.



## CONTACT

info@northwoodscabinco.com  
 Address: 12321 Kinsman Rd.  
 Newbury, OH 44065  
 440-666-6229



30x16' Heavy Timber Gable

*"Spending time outdoors is our favorite thing to do, and we want to share that joy with our customers."*  
 - Danielle Lynce

# - OUR QUALITY -

*Quality is the heartwood of everything we do.*

When we set out to create Northwoods Cabin Company, we made a pledge to ourselves and our customers to deliver only the highest quality products. Our Timber Frame Pavilion Kits undergo rigorous quality assurance inspections throughout the manufacturing process and before they leave the workshop, but the roots of our commitment to quality go much deeper.

You won't find any robots or assembly lines in our shop. Every piece of locally-sourced Eastern White Pine used in our structures passes through our hands multiple times. Combining traditional techniques and modern innovation allows us to offer our customers, whether private or commercial, structures that stand the test of time, in terms of both durability and aesthetics.



12x16' Single Slope



The lumber mill



The workshop

- Made in the USA
- Handcrafted quality
- Locally sourced



FIND US  
ONLINE!



# - TIMBER FRAME PAVILIONS -

## ROOF STYLES



Give your family (or customers) a special place to gather, celebrate, and enjoy nature. Our Timber Frame Pavilions are manufactured by hand in Middlefield, Ohio using high-quality, locally-sourced Eastern White Pine. We offer a variety of sizes and roof styles to meet your unique needs.

### STANDARD GABLE - 8' posts • 6/12 pitch • 12" overhangs

- Simpson post bases
- 8x8" posts
- 6x8" beams
- 6x8" ridge beam
- 5x6" king post, braces & truss webs
- 4x6" rafters
- 2x8" fascia
- 2x8" tongue & groove roof boards
- Bubble wrap vapor barrier
- Metal roof system

### SINGLE SLOPE - 8' low-side posts • 2/12 pitch • 12" overhangs

- Simpson post bases
- 8x8" posts
- 6x8" beams
- 5x6" braces
- 4x6" rafters
- 2x8" fascia
- 2x8" tongue & groove roof boards
- Bubble wrap vapor barrier
- Metal roof system

### HIP ROOF - 8' posts • 6/12 pitch • 12" overhangs

- Simpson post bases
- 8x8" posts
- 6x8" beams
- 4x8" ridge & hips
- 2x8" fascia
- 2x8" tongue & groove roof boards
- Bubble wrap vapor barrier
- Metal roof system



Our pavilions are designed to be mounted on a **concrete pad or footers** (min. 12" wide footer for 8x8" posts, 14" for 10x10" posts). Rated to withstand at minimum a snow load of 30 PSI and winds up to 120 mph. Turnaround time is typically 8 to 10 weeks once your order is placed. For details about how your kit will be delivered and what's included, please refer to the DELIVERY section on page 6 of this catalog. A file containing detailed installation instructions will be provided via email.

# - STANDARD SIZES -

We offer our Timber Frame Pavilion Kits in the following standard sizes. Looking for a size that isn't listed here? No problem! We're happy to chat about custom sizing.

Measured by the roofline with 12" overhangs. The first number indicates the width of the gable or "slanted" side.

Gable	Gable	Hip Roof	Hip Roof	Single Slope	Single Slope
10x10	16x20	10x10	16x20	10x10	16x20
10x12	16x24	10x12	16x24	10x12	16x24
10x16	18x18	10x16	18x18	10x16	
12x12	18x20	12x12	18x20	12x12	<b>Heavy Timber</b>
12x16	18x24	12x16	18x24	12x16	20x20
12x20	20x14	12x20	20x14	12x20	24x16
12x24	20x16	12x24	20x16	12x24	24x24
14x14	20x20	14x14	20x20	14x14	24x32
14x16	20x24	14x16	20x24	14x16	24x36
14x20	20x30	14x20	20x30	14x20	30x30
16x16		16x16		16x16	30x40

# - HEAVY TIMBER -

Our Heavy Timber packages bring more strength and versatility to our standard Timber Frame Pavilion design. We've beefed up the sizes of our posts, beams and rafters to allow for even greater durability and a balanced look on large structures.



30x30' Heavy Timber Gable

## HEAVY TIMBER - 8' posts • 6/12 pitch • 12" overhangs

- Simpson post bases
- 10x10" posts
- 8x10" beams
- 6x6" & 6x8" rafters
- 6x10" ridge beam
- 6x8" braces
- 6x6" king posts & truss webs
- Simpson gable plates & straps
- 2x8" fascia
- 2x8" tongue & groove roof boards
- Bubble wrap vapor barrier
- Metal roof system



14x14' Standard Gable

10x16' Single Slope


24x30' Standard Gable

16x16x10' Standard Gable

16x20' Standard Gable

# - ROOF COLORS -

Our 40-year metal roofing is available in more than 18 color options. Complement your property's existing color scheme or choose something bold to create a bespoke statement piece. Looking for another type of roofing? We can supply kits without metal roofing so you or your contractor can install the material of your choice.



20x30x10' Heavy Timber Gable w/ Patina Green roof.



14x20' Standard Gable w/ Copper roof.



18x20' Standard Gable w/ Ocean Blue roof & 24" overhangs.

# - CUSTOMIZATIONS -

Our standard Timber Frame Pavilions are a thing of beauty, but we also offer various upgrades and add-ons. From structural adjustments to details that give you just the look you want, we have what you need to make your outdoor paradise all your own.



## CUSTOM SIZING & DESIGN

We offer custom sizing and basic design customizations, such as adjusted overhang width, roof pitch, solar kits, and more. We can even include materials to create a tongue & groove privacy wall, attached lean-to, etc.



## INCREASED POST HEIGHT

Depending on the size of your structure, we can increase the height of the posts from our standard 8-foot height up to 10 feet, 12 feet or more. (Heavy Timber pavilion with 12' posts pictured).



## SIMPSON OUTDOOR ACCENTS®

Simpson Strong-Tie is the leading manufacturer of timber frame hardware solutions. We offer a range of add-on hardware so you can get the look you want. See below for details.



## METAL FASCIA

Optional metal fascia provides a clean and finished appearance while adding extra protection against the elements. Color-matched and produced from the same metal as our roofing, which is rated for 40 years.



## ADJUSTED ROOF PITCH

Looking for a different slope to the roof? In addition to the standard pitches outlined in the TIMBER FRAME PAVILIONS section on page 2 of this catalog, we can increase pitch up to 12/12 or reduce it to as low as 4/12. (Photo is for concept purposes only).

# - SIMPSON HARDWARE -

Want to make your pavilion all your own? With Outdoor Accents decorative hardware from Simpson Strong-Tie, you can bring both elegance and structural strength to to your Timber Frame Pavilion. The black powder-coat finish provides protection against the elements while creating an eye-catching appearance. Our standard pavilions include Mission-style post bases. Pavilions with a gable width greater than 20' also include Mission-style gable plates and flat straps. Additional hardware and Avant-style upgrades available upon request.

### Mission Collection®



Post Base



Gable Plate



Flat Strap



Decorative Side Plate



Heavy Angle



L Strap



T Strap

### Avant Collection™



Post Base



Gable Plate



Flat Strap



Decorative Side Plate



Heavy Angle



L Strap



T Strap

# - MAINTENANCE -



14x14' Gable

Our Timber Frame Pavilions are supplied as untreated Eastern White Pine. This gives you the freedom to use the stain or sealant best suited to your unique climate and tastes.

Keeping your new Timber Frame Pavilion standing strong for years to come is easy. We recommend taking the following steps to protect and maintain your structure.

- Apply a water-based stain or sealant to protect against the elements while allowing the wood to breathe.
- If you live in an area where boring insects such as carpenter bees pose a threat, we recommend adding a borate additive\* to the stain or sealant.
- Ortho Home Defense\* can be applied in the spring to ward off any unwelcome guests, such as spiders and wasps.
- Periodically remove buildup of debris around the post bases to keep the powder-coated metal free from unwanted dirt and moisture.
- “Checking” is a normal occurrence in large timbers. If you notice any large cracks, don’t worry. The cracks can be filled with caulk or simply coated with sealant to keep moisture out. Checks generally do not affect the stability and integrity of the structure, and we think they add to the rustic charm!
- If left untreated, the wood is likely to weather and turn grey. In such cases, we recommend using a product called RMR86\* to clean the surface of the wood.

\*Follow manufacturer’s instructions.

# - DOS & DON'TS -



## DO



## DON'T

### ✓ OBTAIN PERMITS

Zoning regulations vary widely from city to city. For this reason, we leave it up to the customer to obtain all necessary permits from their local building or zoning department.

### ✓ TALK TO YOUR HOA

Check with your Homeowners Association before placing your order.

### ✓ PREPARE THE SITE

Be sure the site is ready before delivery day. Make sure the driver has access, you’re prepared to unload the kit, your cement footers or foundation are set, etc.

### ✓ STAIN OR SEAL

Refer to the MAINTENANCE section above for details.

### ✓ STORE PROPERLY

If you plan to store your kit for any period of time, use spacers between the timbers and keep it in a well-ventilated area with good air flow to prevent warping or mold due to moisture buildup. We recommend using a fan if possible.

### ✓ TELL ALL YOUR FRIENDS!

Post pictures, brag to your buddies and tag us online!

### ✗ WAIT UNTIL THE LAST MINUTE

Be sure to apply for any permits or speak with your HOA well ahead of time in case of any delays.

### ✗ USE OIL-BASED SEALANT

Our pavilions are milled from locally-sourced green timbers, which allows the natural drying process to take place. We’ve found that this method creates less waste and makes for a higher quality finished product. Heavy oil-based stains or sealants prevent moisture from escaping, which could lead to interior rot or warping over time.

### ✗ BE AFRAID OF CHECKING

“Checking” refers to the natural process of cracks forming as the wood dries. This is perfectly normal and generally does not affect the structural integrity of the pavilion. You can leave the checks visible to add to the rustic charm, or they can be filled with caulk. Just be sure to apply a breathable stain or sealant to prevent moisture from seeping into the cracks.

### ✗ BUILD ON A WEAK FOUNDATION

Our pavilions are designed to be mounted on a concrete pad or footers. If you plan to mount your pavilion on a deck, have your contractor make sure there is sufficient support where the posts will be mounted.

# - DELIVERY & INSTALLATION -



## What to expect on the big day.

Once we receive the downpayment on your pavilion order, your kit will typically ship in 8-10 weeks. Actual turnaround times may vary. Our Timber Frame Pavilion Kits are normally delivered on a "Hot Shot" truck and trailer. Please ensure that the driver has access to an area where you can unload your kit. You will be responsible for unloading your kit upon delivery. This can be done using a forklift, tow motor or by hand with a few friends.

When your kit arrives, the posts will be cut on one end and left long so they can be adjusted to obtain a level beam height, which is crucial for tight joints. Beams and rafters will be precut, including notches. Tongue & groove roof boards will need trimmed after installation. Fly rafters and fascia will also need trimmed to size. Metal roofing will be cut to length; the trim metal will need cut to fit. All fasteners for the beams, rafters and metal roofing are included. You will need to anchor the post bases to the pad or footer using approved fasteners; fasteners are **not included**. Nails and/or screws used for attaching roof boards and wood trim are **not included** in the kit. All wood is Eastern White Pine and is untreated. We recommend staining or finishing for best results. These kits require some carpentry experience and are easiest to install with 3 people. Detailed installation instruction will be provided via email. They are great for contractors, landscape firms, commercial settings, and handy homeowners.

We work with contractors and dealers throughout the US that can help you install your new pavilion, while our main office offers installation services in the greater Northeast Ohio area. Of course you're always welcome to have your Timber Frame Pavilion Kit installed by a contractor of your choice! Most kits can be put up in one day. Keep in mind that contractors in different areas charge different prices, and weather may affect their work.

**Looking for the price?** Delivery cost is based on location. We're happy to get you a quote. You can message us on Facebook or Instagram, text or call 440-666-6229, email us at [info@northwoodscabinco.com](mailto:info@northwoodscabinco.com), or send a letter or carrier pigeon to Northwoods Cabin Company LLC 12321 Kinsman Rd. Newbury, OH 44065.



# - FOR CONTRACTORS -



20x20' Gable

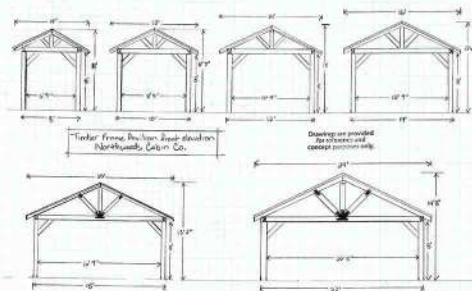
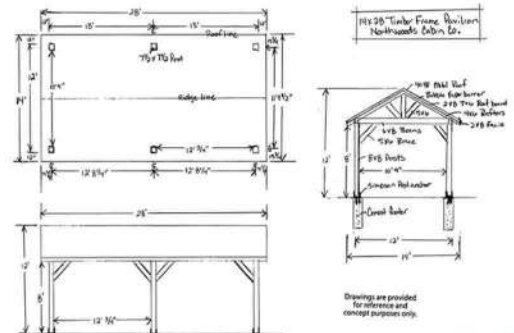
**DID YOU KNOW...** contractors typically spend up to 40-60% of their time on a job measuring, cutting, sourcing materials, planning and working out logistics? **WE DO ALL OF THAT FOR YOU!**

We work with an ever-growing list of preferred contractors and dealers throughout the US. If you're a contractor or own a landscape firm or other construction company, we want to work with YOU!




Perks of being a Northwoods Timber Frame Pavilion dealer include:

- Increased sales and work orders
- Expedited ordering process
- Co-branded ads on social media
- Preferred pricing on kits
- Early access to new products
- Promotional items & swag
- Discounts on display units



# - RECREATIONAL LOG CABINS -



Cabins aren't just in our name, they run in our veins. Our Recreational Log Cabins are premanufactured using the same all-American materials, care and craftsmanship as our pavilions. Available with various off-grid upgrades, from solar power to waste management.

## THE NORTHWOODS SERIES

At over 16' tall, the Northwoods series cabin towers over the competition. Offering two full standing-height lofts and ample storage space, there's plenty of room for the whole family.

## THE TRAPPER SERIES

Our Trapper series cabins bring the "Real Log Cabin" feel. These traditional log cabins invite you to sit and stay awhile. Ideal as a backyard retreat or hunting lodge.

## THE FIRESIDE SERIES

This ranch-style cabin features an open floor plan and a double crow's nest dormer, creating the perfect space for gathering and letting in plenty of natural light.

Our cabins come in sizes from 12x16' all the way up to 16x48'. We offer both Primitive and Full Amenities packages so you can spend your weekends roughing it or in the lap of luxury. Want to learn more? Please visit [www.northwoodscabinco.com](http://www.northwoodscabinco.com) for more info!



# - OUTDOOR STRUCTURES -



## *Northeast Ohio's Premier Supplier of Outdoor Structures*

While we're best known for our Recreational Log Cabins and Timber Frame Pavilions, Northwoods Cabin Company is proud to offer an extensive range of high-quality, handcrafted outdoor structures including sheds, livestock shelters, barns, greenhouses, and more to our local NE Ohio community. Available in a range of sizes, you can change the layout, add stalls, windows, doors, ramps, and so much more. Our outdoor structures are typically delivered pre-built and ready to use, while larger buildings can be assembled on site by our team within a few hours.





# PAVILION KIT PRICING

Our handcrafted Timber Frame Pavilion Kits ship nationwide and are available in 4 classic styles to fit your unique space. Made from locally-sourced Eastern White Pine, these structures boast unmatched quality and durability. *Pricing does not include delivery. Custom sizing available. Must be mounted on a concrete pad or footers. Site preparation and permitting are the customer's responsibility.*

<i>Standard Gable</i>		
Size	Sq Ft	Kit
12x12	144	\$4,080
12x16	192	\$4,800
12x24	288	\$7,200
14x14	196	\$4,890
14x16	224	\$5,520
14x20	280	\$7,020
16x16	256	\$6,240
16x20	320	\$8,720
16x24	384	\$10,320
18x18	324	\$8,580
18x20	360	\$9,720
18x24	432	\$11,520
20x14	280	\$7,454
20x16	320	\$9,154
20x20	400	\$11,731
20x24	480	\$13,731
20x30	600	\$16,731

<i>Hip Roof</i>		
Size	Sq Ft	Kit
12x12	144	\$4,800
12x16	192	\$5,664
12x20	240	\$7,200
14x14	196	\$5,772
14x20	280	\$8,280
16x16	256	\$7,392
16x24	384	\$9,936
18x18	324	\$8,256
18x24	432	\$11,088
20x20	400	\$10,320
20x24	480	\$12,240

<i>Single Slope</i>		
Size	Sq Ft	Kit
12x16	192	\$4,768
12x24	288	\$7,152
14x14	196	\$4,854
14x20	280	\$6,980
16x20	320	\$6,960
16x24	384	\$8,160

<i>Heavy Timber</i>		
Size	Sq Ft	Kit
20x20	400	\$12,221
24x16	384	\$11,110
24x24	576	\$16,665
24x32	768	\$22,220
24x36	864	\$24,644
30x30	900	\$24,921
30x40	1200	\$33,148



*Handcrafted  
from locally-sourced  
Eastern White Pine.*



## NORTHWOODS CABIN CO.

15339 Kinsman Rd.  
Middlefield, OH 44062  
(216) 538-1635  
info@northwoodscabinco.com  
www.northwoodscabinco.com

Sizes based on roofline measurement with 1' overhang on all sides.

Tax & delivery not included. Prices subject to change without notice. Terms & Conditions apply.

6/1/2026